

Scheme Performance (Fund Manager wise)

All data as on April 30, 2013 (Unless indicated otherwise)

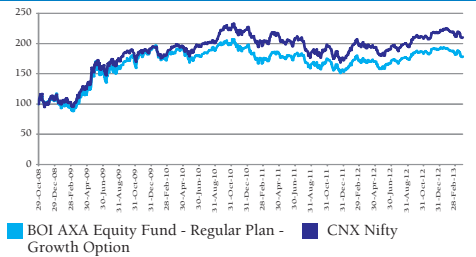
Gaurav Kapur
FUND MANAGER - EQUITY

BOI AXA Equity Fund - Regular Plan - Growth Option (Previously known as Bharti AXA Equity Fund)

PERFORMANCE (as on March 28, 2013)

Period	NAV [#] Per Unit (₹) (Face Value ₹ 10)	Scheme Returns (%) [^]	Benchmark Returns (CNX Nifty) (%)	Additional Benchmark Returns (%)	Current Value of Standard Investment of ₹ 10,000 in the		
					Scheme (₹)	Benchmark (CNX Nifty) (₹)	Additional Benchmark (₹)
Since inception* till March 28, 2013 (CAGR)	17.16	14.1185%	18.3939%	N.A.	17,912	21,070	N.A.
March 30, 2012 to March 28, 2013 (Absolute)	17.16	4.5067%	7.3080%	N.A.	Not applicable		
March 31, 2011 to March 30, 2012 (Absolute)	16.42	-6.4387%	-9.2256%	N.A.			
March 31, 2010 to March 31, 2011 (Absolute)	17.55	-0.2841%	11.1381%	N.A.			

PERFORMANCE CHART



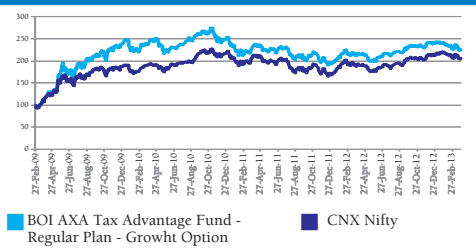
[^] Past performance may or may not be sustained in the future.
*Date of first NAV - October 29, 2008.
[#]NAV as on the last date of the respective periods above.

BOI AXA Tax Advantage Fund - Regular Plan - Growth Option (Previously known as Bharti AXA Tax Advantage Fund)

PERFORMANCE (as on March 28, 2013)

Period	NAV [#] Per Unit (₹) (Face Value ₹ 10)	Scheme Returns (%) [^]	Benchmark Returns (CNX Nifty) (%)	Additional Benchmark Returns (%)	Current Value of Standard Investment of ₹ 10,000 in the		
					Scheme (₹)	Benchmark (CNX Nifty) (₹)	Additional Benchmark (₹)
Since inception* till March 28, 2013 (CAGR)	21.80	22.1268%	19.3134%	N.A.	22,614	20,562	N.A.
March 30, 2012 to March 28, 2013 (Absolute)	21.80	4.9086%	7.3080%	N.A.	Not applicable		
March 31, 2011 to March 30, 2012 (Absolute)	20.78	-7.3562%	-9.2256%	N.A.			
March 31, 2010 to March 31, 2011 (Absolute)	22.43	-2.0952%	11.1381%	N.A.			

PERFORMANCE CHART



[^] Past performance may or may not be sustained in the future.
*Date of first NAV - February 27, 2009. [#]NAV as on the last date of the respective periods above.

Scheme Performance (Fund Manager wise)

All data as on April 30, 2013 (Unless indicated otherwise)

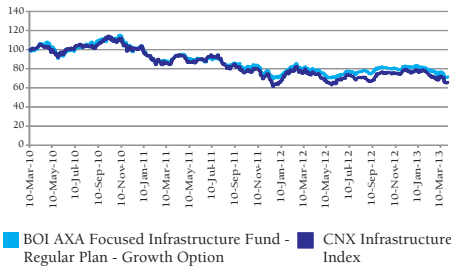
Gaurav Kapur
FUND MANAGER - EQUITY

BOI AXA Focused Infrastructure Fund - Growth Option (Previously known as Bharti AXA Focused Infrastructure Fund)

PERFORMANCE (as on March 28, 2013)

Period	NAV [#] Per Unit (₹) (Face Value ₹ 10)	Scheme Returns (%) [^]	Benchmark Returns (CNX Infrastructure Index) (%)	Additional Benchmark Returns (CNX Nifty) (%)	Current Value of Standard Investment of ₹ 10,000 in the		
					Scheme (₹)	Benchmark (CNX Infrastructure Index) (₹)	Additional Benchmark (CNX Nifty) (₹)
Since inception* till March 28, 2013 (CAGR)	7.33	-10.4614%	-12.7054%	3.4994%	7,137	6,605	11,107
March 30, 2012 to March 28, 2013 (Absolute)	7.33	-9.8401%	-11.9303%	7.3080%	Not applicable		
March 31, 2011 to March 30, 2012 (Absolute)	8.13	-13.6943%	-18.4454%	-9.2256%			
March 31, 2010 to March 31, 2011 (Absolute)	9.42	-8.9855%	-10.1073%	11.1381%			

PERFORMANCE CHART



[^] Past performance may or may not be sustained in the future.
*Date of first NAV - March 10, 2010. #NAV as on the last date of the respective periods above.

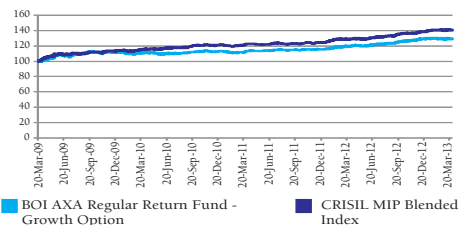
Alok Singh - CHIEF INVESTMENT OFFICER - FIXED INCOME

BOI AXA Regular Return Fund - Regular Plan - Growth Option (Previously known as Bharti AXA Regular Return Fund)

PERFORMANCE (as on March 28, 2013)

Period	NAV [#] Per Unit (₹) (Face Value ₹ 10)	Scheme Returns (%) [^]	Benchmark Returns (CRISIL MIP Blended Index) (%)	Additional Benchmark Returns (%) ^{**}	Current Value of Standard Investment of ₹ 10,000 in the		
					Scheme (₹)	Benchmark (CRISIL MIP Blended Index) (₹)	Additional Benchmark (₹)
Since inception* till March 28, 2013 (CAGR)	12.9443	6.5955%	8.8644%	N.A.	12,931	14,075	N.A.
March 30, 2012 to March 28, 2013 (Absolute)	12.9443	8.0565%	9.0629%	N.A.	Not applicable		
March 31, 2011 to March 30, 2012 (Absolute)	11.9792	5.5855%	5.2359%	N.A.			
March 31, 2010 to March 31, 2011 (Absolute)	11.3455	2.4156%	6.1667%	N.A.			

PERFORMANCE CHART



[^] Past performance may or may not be sustained in the future.
*Date of first NAV - March 20, 2009.
#NAV as on the last date of the respective periods above.
^{**} The returns for Additional Benchmark in respect of MIP will be published as and when made available by market data providers.